





































22 200m Breaststroke Women Heat

Official

 Entries
  Heats
  Summary

Total
 Open
 17-18 years
 13 and older

Rank	Competitor	Age	Club	RT	PTS	Result	
1	 Pratt-Smith...	21	 Coast Swi...	0.71		2:34.95 Entry: 2:27.81 +7.14	QA
	50m: 34.90 150m: 1:54.00 (40.20)		100m: 1:13.80 (38.90) 200m: 2:34.95 (40.95)				
2	 Wieruszow...	17	 North Shor...	0.64		2:35.38 Entry: 2:35.69 -0.31	QA
	50m: 34.39 150m: 1:55.35 (41.78)		100m: 1:13.57 (39.18) 200m: 2:35.38 (40.03)				
3	 Cowen Meli...	20	 North Shor...	0.69		2:36.27 Entry: 2:28.30 +7.97	QA
	50m: 35.90 150m: 1:56.03 (40.29)		100m: 1:15.74 (39.84) 200m: 2:36.27 (40.24)				
4	 McIntosh Al...	16	 United Swi...	0.67		2:39.09 Entry: 2:36.37 +2.72	QA
	50m: 34.99 150m: 1:57.05 (41.63)		100m: 1:15.42 (40.43) 200m: 2:39.09 (42.04)				
5	 Lyles Jasmi...	18	 Phoenix Aq...	0.71		2:40.02 Entry: 2:34.15 +5.87	QA
	50m: 36.54 150m: 1:58.63 (41.72)		100m: 1:16.91 (40.37) 200m: 2:40.02 (41.39)				
6	 Adams Maia	20	 Pirates Swi...	0.71		2:42.71 Entry: 2:38.77 +3.94	QA
	50m: 36.62 150m: 1:59.78 (42.04)		100m: 1:17.74 (41.12) 200m: 2:42.71 (42.93)				
7	 Riley Ariella	16	 Hamilton Aq...	0.77		2:43.27 Entry: 2:43.10 +0.17	QA
	50m: 37.38 150m: 2:00.97 (42.15)		100m: 1:18.82 (41.44) 200m: 2:43.27 (42.30)				
8	 Jeromson ...	17	 North Shor...	0.73		2:44.25 Entry: 2:39.46 +4.79	QA
	50m: 37.10 150m: 2:01.32 (42.63)		100m: 1:18.69 (41.59) 200m: 2:44.25 (42.93)				
9	 Bates Olivia	17	 North Shor...	0.79		2:46.17 Entry: 2:40.26 +5.91	QB
	50m: 38.40 150m: 2:03.11 (42.64)		100m: 1:20.47 (42.07) 200m: 2:46.17 (43.06)				
10	 Ketel Mya	18	 Nelson Sou...	0.76		2:47.63 Entry: 2:45.38 +2.25	QB
	50m: 38.11		100m: 1:20.39 (42.28)				

	150m: 2:03.43 (43.04)	200m: 2:47.63 (44.20)				
11	 Neems Ava	18	 Howick Pak...	0.73	2:49.89 Entry: 2:53.77 -3.88	QB
	50m: 36.73 150m: 2:04.08 (44.63)		100m: 1:19.45 (42.72) 200m: 2:49.89 (45.81)			
12	 Davidson A...	19	 United Swi...	0.72	2:49.99 Entry: 2:40.16 +9.83	QC
	50m: 37.27 150m: 2:04.19 (43.95)		100m: 1:20.24 (42.97) 200m: 2:49.99 (45.80)			
13	 Franklin Pa...	17	 Central Ha...	0.70	2:50.29 Entry: 2:41.37 +8.92	QB
	50m: 38.35 150m: 2:06.30 (44.39)		100m: 1:21.91 (43.56) 200m: 2:50.29 (43.99)			
14	 Carter Scout	17	 Ice Breaker...	0.74	2:51.37 Entry: 2:47.08 +4.29	QB
	50m: 38.86 150m: 2:06.85 (44.50)		100m: 1:22.35 (43.49) 200m: 2:51.37 (44.52)			
15	 Cochran Je...	17	 Pukekohe ...	0.72	2:55.06 Entry: 2:52.27 +2.79	QB
	50m: 37.66 150m: 2:09.21 (46.51)		100m: 1:22.70 (45.04) 200m: 2:55.06 (45.85)			
16	 Hurley Kate	17	 Pirates Swi...	0.73	2:57.24 Entry: 2:43.27 +13.97	QB
	50m: 38.52 150m: 2:09.98 (46.99)		100m: 1:22.99 (44.47) 200m: 2:57.24 (47.26)			
17	 McLaughla...	21	 Kiwi ASC	0.72	3:00.30 Entry: 2:44.38 +15.92	QC
	50m: 38.40 150m: 2:11.16 (48.04)		100m: 1:23.12 (44.72) 200m: 3:00.30 (49.14)			
18	 Makarova-...	15	 North Shor...	0.78	3:05.97 Entry: 2:55.02 +10.95	QC
	50m: 40.15 150m: 2:15.80 (49.23)		100m: 1:26.57 (46.42) 200m: 3:05.97 (50.17)			